

C.W.S.S.A.

Central Wisconsin Super Stock Association

2026 Rules and Specifications

President: Brian Weinfurter 715-451-8973

Vice President: Brad Scholze 715-213-3712

CLUB MEMBERSHIP: \$20.00.

ALL PAID MEMBERS MUST RUN CLUB SPONSOR DECALS IN DESIGNATED AREA AT ALL TIMES TO BE ELIGIBLE FOR ANY CLUB MONEY.

IT IS THE DRIVERS RESPONSIBILITY TO COMPLY WITH ALL RULES AND SPECIFICATIONS.

1 FRAME

- A. Must have stock, original equipment frame with manufacturer's wheel base, minimum 108".
- B. No frame lightening will be allowed, such as hole drilling, acid dipping, etc.
- C. The frame must remain stock in front of the rear spring buckets.
- D. Rear frame section, behind spring buckets, may be replaced with new tubing .095 or greater in thickness if that area was rotted out or unsafe for racing conditions.
- E. No cutting out of center section such as to shorten wheelbase, etc.
- F. Front cross-member may be cut out for oil pan and fuel pump clearance.
- G. Maximum tread width front and rear for any metric frame used 63 1/2 inches. (Will allow minor adjustments to the 63-1/2 inch width rule other chassis with tire clearance problems between A-arms, tie rods, and frame. Width measured from inside of rim to outside of opposing rim at center height of rim.)
- H. Minimum ground clearance of 4", excluding exhaust system. All measurements will be taken with the driver in the car.
- I. Frame, ballast's, etc. behind the rear axle must be a minimum of 11" off ground.
- J. A 360-degree steel drive shaft catch hoop is mandatory maximum of 12 inches behind transmission tail shaft seal (not a piece of chain).

2 ROLLAGE

- A. NEW CARS, any car constructed after the 1997 season will be required to conform to the roll cage specs. (See back page)
- B. PRE 1997 CARS
 - 1) The roll bar tubing is to be a minimum of 1 3/4" diameter and .095 wall thickness.
 - 2) The main cage roll bar must measure 39" from the top of frame to the top of roll bar or body mount.
 - 3) A minimum of 100 sq. inches of 1/8" steel mounting plate at the base of all cage uprights is required on all uni-body cars.
 - 4) Any uni-body car must have adequate frame connectors welded into place.
 - 5) All welded joints must be gusted.
- C. ALL CARS, 1/8" steel doorplate minimum size of 23 "h x 40"w along with adequate foot protector plate is mandatory.
- D. Tech inspectors reserve the right to disqualify for unsafe cars.

3 BODY

- A. General
 - 1) Body must remain in factory location, and be stock appearing.
 - 2) No setback bodies will be allowed.
 - 3) No holes in hood or deck lid other than for pin type fasteners, (also see section: 8 Air Intake rules)
 - 4) The minimum roof height for all cars will be 48" from the ground. All measurements will be taken with the driver in the car.
 - 5) Body behind rear tires may be no lower than rocker panel height.
 - 6) No dirt style or truck bodies.
 - 7) Rear spoiler maximum dimensions will be 5" high and 60" wide with no side wings or front mount supports, a maximum height of 40" from the ground.
 - 8) The leading edge of the front spoiler will not be ahead of the front bumper, (some variation will be allowed due to the use of aftermarket plastic noses) and have a minimum ground clearance of 4". All measurements are taken with the driver in the car.
 - 9) Unsafe or unnecessary modifications will not be allowed and are subject to the judgment of the tech official.
 - 10) The entire back end of car must be covered with material so as to make it look stock appearing.
- B. Stock Steel Bodies
 - 1) Any OEM body with a minimum wheelbase of 104" and is of mid-size origin and placed on a stock OEM frame.
 - 2) Stock plastic grills must be removed and replaced with sheet metal or mesh.
- C. Aftermarket Bodies
 - 1) After market short track steel, fiberglass or aluminum bodies (no year restriction) will be allowed as long as they are of mid-size origin and placed on a stock OEM frame.
 - 2) No light weight fiberglass or carbon fiber.

4 WINDOWS

- A. All factory glass must be removed
- B. Full front lexan windshield required with two upright braces, 1/8 inch by 1 inch steel or aluminum minimum...
- C. Side window openings measured from center side roof post forward must be a minimum of 31" to allow safety crew accesses.
- D. Rear and quarter side windows may be covered with lexan, except for drivers and passenger's door windows.

5 INTERIOR

- A. The stock OEM firewall and cowl may be replaced with minimum 20-gauge steel and must be welded to the floor plate.
- B. The floor area and the area alongside the driver's compartment must be sealed as not to let debris into the driver's compartment.
- C. All cars are to have a mandatory 1/8" steel plate under the driver's compartment/seat measuring 20" wide and stretching from the rear roll cage upright to where it meets the firewall. The area by the driver's feet may be trimmed for engine, transmission, exhaust, or linkage clearance only.
- D. Interior panels may be replaced with minimum 22-gauge aluminum.
- E. Passenger side floor panel may be raised from tunnel height level to top of passenger door.
- F. Interior panels must completely isolate interior area from engine compartment, trunk area, and track

6 SUSPENSION

- A. Screw jacks or spring adjusters are allowed in the front and rear suspension.
- B. Front lower control arms must remain stock for frame being used and located in stock position.
- C. Front lower suspension mounts must remain in stock position.
- D. Front upper control arm mounts may be modified and turned parallel with frame.
- E. Front upper "A" arm may be modified for travel clearance or after-market tubular upper control arm may be used with rod ends.
- F. Coleman steel Impala front hub and rotor (pt # 102-600) or equivalent, used with stock brake calipers only is allowed.
- G. Heavy-duty stock GM, Ford, or Chrysler spindles are optional. No after-market spindles are allowed.
- H. Adjustable upper and lower mono ball joints are allowed, Heim joint ended shocks are allowed, Heim joints are allowed on the Outer tie rod end and sway bar.
- I. Heim joints or SPHERICAL BEARINGS are not allowed on the rear control arm or inner tie rod ends.
- J. Polyurethane or steel bushings may be substituted for stock OEM rubber bushings.
- K. One shock absorber per wheel. Rear shocks must be mounted in stock location. Front shocks must be mounted to the lower control arm. There is a list of approved shocks on the last page of the rules. Absolutely no coil-over shocks allowed.
- L. Rear upper control arm frame mounts may be raised.
- M. Stock trailing arms must be used on any rear end for mounting but may be enclosed with steel for safety, CRS after-market rear trailing arms allowed.

- N. No independent rear suspensions allowed.
- O. Eccentric adjustable mounting bolt may be used on lower rear end mounts, however the factory frame mounts for the trailing arms must be used
- P. Tech inspectors reserve the right to disqualify for unsafe modifications.
- Q. No bump stops allowed.
- R. One spring per wheel only.
- S. No suspension adjustable from inside the driver compartment except brake bias.

7 TOW HOOKS

- A. Front and rear tow hooks are mandatory. These hooks must be within easy reaching of the safety crew and be constructed of a minimum of 5/16" diameter material. (*Track rule*)

8 AIR INTAKE

- A. The cowl may be modified slightly for engine clearance only. No modification is allowed to help force air into the air box or carburetor. Air boxes are allowed. Bubbling of the hood up to 5 inches maximum from the top of fenders will be allowed.

9 TRANSMISSION, DRIVE TRAIN

- A. No late model aluminum clutches or flywheels.
- B. Minimum of 10" diameter clutch is required. An adequate inspection hole in the bell housing is required. (Lakewood scatter shields are recommended). If necessary, transmissions may be pulled for clutch inspection after the feature race. If a driver refuses to pull their transmission he/she will lose all points and money for the night and the money will go to the C.W.S.S.A. Point Fund.
- C. Ford 9" rear end may be substituted; using stock trailing arms, and stock location for springs mounts for frame.
- D. Rear end may not be offset.
- E. No aluminum carrier housings, aluminum spools, lockers of any type. Rear end must be a locked spool type or welded carrier. No cambered rear ends. No gun drilled axles. No wrap-up axles.
- F. Manual transmissions 3, 4, or 5 speed stock, unaltered, are allowed.
- G. OEM automatic transmissions with factory cases only are allowed. Must have functioning internal front pump, all forward and reverse gears must work, and must have a working torque converter.
- H. No aluminum driveshafts.
- I. All drive shafts must be painted white and the car number displayed on them.
- J. FILL AND DRAIN PLUGS MUST BE SECURED WITH SAFETY WIRE ON TRANSMISSION AND REAR END.

10 WHEELS

- A. Maximum of 8" inch rim width.
- B. Steel racing rim mandatory.
- C. A minimum of 1" lug nuts on all rims is mandatory.

11 ENGINES

A. Block

- 1) A maximum 362 CI small block with a maximum compression of 10.8 to 1 for all GM or Ford engines will be allowed.
- 2) A maximum 368 CI small block with a maximum compression of 10.8 to 1 for Mopar engines will be allowed.
- 3) Must be stock cast iron.
- 4) No dry sump systems.
- 5) Tech officials may check engine compression and cubic inches at any time.

B. Intake

- 1) No tampering with intake manifolds
- 2) Stock cast iron Quadra jet, 4bbl, or 2-bbl intake manifolds! No high rise intakes (after market, marine, or factory production).
- 3) Aluminum intakes allowed. Only following part #'s
- 4) GM: GM P/N 12366573. Edelbrock 2101, 7101 or 7116. Weiand 7546 or 7547.
- 5) Ford: OE Windsor Head: Edelbrock 2980, 2981 or 7121. Aftermarket Windsor head: M-9424C358, or M9424-Z351.
- 6) Mopar: Edelbrock 2176 or 2915. W2 head must use Weiand 8015.

C. Camshaft/Valve Train

- 1) **No roller cam bearings.**
- 2) Stamped or cast steel roller tip rockers allowed, no aluminum.
- 3) **Roller lifters allowed.**

D. Heads

- 1) Must be stock cast iron.
- 2) Chevrolet Vortec heads are allowed.
- 3) No Dart or angle plug type heads.
- 4) Ford M-6049-E351 heads are allowed on Ford motors
- 5) World product Ford Head # 053040 bare casting is allowed.
- 6) World product heads for SBC SRI 052 legal with straight plugs #4266B & 4267B with 171 CC runners.
- 7) 7. Chrysler EngineQuest EQCH318B or EQCH318A

E. General

- 1) Once these motors have cleared tech inspection they will be sealed so that any modifications will be apparent.
- 2) No Bowtie. SVO, or Mopar HI-PERF engine blocks, heads, or intakes allowed.
- 3) No titanium parts anywhere.
- 4) No porting or polishing.
- 5) Oil pan drain bolt must be safety wired.

F. CRATE ENGINE GM 602 (P/N #19258602)

Crate motor must be used as produced factory stock. Motor allowed one Holley 650 CFM carburetor #80541-1 (with no modifications). The 602 crate motor will use the STOCK 15.5 lbs. flywheel 1.625" headers. No stepped or Tri-Y headers. Crate engines must run stock style HEI distributor with oil in cap and maximum timing of 34 degrees. MSD Soft Touch Rev Control part #018-8728 or 018-8727CT with a MAXIMUM 6200 RPM CHIP required. Box must be mounted outside reach of driver. Maximum compression can never be greater than 9.2:1 Crate engines may not be altered from factory specs. Any evidence of tampering with engine components will result in disqualification, confiscation, fine and suspension for balance of the season... Tech staff reserves the right to impound motors for

inspection or dyno testing. Factory Seals may be removed for tech purposes, those engines will not be required to be recertified, allowing for more in-depth technical inspection throughout the season. No refreshing, buy new instead. Repairs allowed with prior management approval. No Ford or Chrysler crate engines allowed.

12 ENGINE PLACEMENT AND SET BACK

- A. Engines must not be left of center in frame.
- B. A maximum set back of 1" from the stock location allowed (measured from the top front steering box mounting bolt to the #1 spark plug, this measurement equals 13 1/2").
- C. If you are putting a Ford or Mopar engine in a GM metric frame the measurement for the location of the engine is as follows: measuring from the top steering box mounting bolt to the engine block mounting surface the measurement will be 33-1/2" if your engine is set back the allowable 1".
- D. Engine placement in chassis other than GM metric may run center of #1 spark plug to the center of upper ball joint.
- E. Solid motor mounts may be used.
- F. Minimum crank height 12" measured center of crank to level ground.

13 IGNITION SYSTEMS

- A. Factory style ignition systems only. (Single point, dual point, HEI, Ford electronic, and Chrysler electronic).
- B. No spark boxes or magnetos allowed.
- C. No crank triggers.

14 EXHAUST

- A. Stock cast iron log style manifolds or economy type headers allowed.
- B. Stock exhausts manifold systems
 - 1) Must be stock cast iron manifolds, no tampering with exhaust manifolds.
 - 2) A maximum of 2 1/2" exhaust pipes in and a single 3 1/2" out of muffler (this is a 2 into 1 type system using a single muffler) if one uses 2 mufflers a maximum of 2 1/2" exhaust pipes in and out of mufflers will be allowed.
- A. Header systems
 - 1) Economy type headers only.
 - 2) Over or under chassis headers allowed.
 - 3) 1 5/8 "maximum primary tube diameter.
 - 4) 3 inch maximum collector diameter.
 - 5) 3 inch maximum pipe diameter before muffler, X or Y pipes.
 - 6) No 180 degree or stepped headers allowed.
 - 7) No merge type collectors allowed.
 - 8) No multiple merge type Tri-Y headers allowed. Headers must have all 4 primary tubes from each side going to only one standard collector per side.
- C. Mufflers
 - 1) Mufflers are mandatory, maximum of 2. (Maximum noise level 98 decibels at 100 ft. track rule). Exhaust must exit under the car, inside of body panels, and behind driver.
 - 2) No body panel modifications for exhaust.

15 CARBURETION

- A. Carburetion will be limited to one stock Holley 2 barrel 500 CFM part#4412 with a 1 11/16" throttle bore.
- B. No grinding or polishing of any kind is allowed.
- C. All carburetor components must be for a Holley 500.
- D. No milling or grinding of throttle shaft is allowed. Shaft must remain round, and must have stock measurements. Carburetors with egg shaped throttle bores will not be allowed.
- E. Choke may be removed; air horn may not be modified.
- F. A 1 5/16" maximum carburetor spacer block including gaskets is allowed.
- G. Double throttle springs are required.
- H. Tapered spacer allowed.

16 COOLING SYSTEM

- A. Aluminum radiators are allowed.
- B. Crank driven water pumps and fans must have belts only.
- C. Electric fans are allowed.
- D. No electric water pumps.
- E. Minimum 1qt. overflow container required.
- F. Water wetter or any non-ethylene glycol cooling system lubricant may be used. NO ANTIFREEZE! Track fine will be assessed for antifreeze use.

17 FUEL CELLS AND FUEL

- A. Fuel cells are mandatory, with a maximum capacity of 22 gallons. All fuel cells must be top fill and have an approved cap.
- B. Fuel cell tub must be 1/8" mild steel with a 1" top lip mandatory. Top of fuel cell may be 20 gauge steel with 4, straps 1 x 1/8. Front, bottom, and back must be one piece, or separate pieces welded together. Side pieces of same material welded together with a 1" top lip. Fuel cells must be secured with our (4) straps 1 x 1/8' steel using a minimum of grade 5 hardware or is perimeter bolted with a minimum grade 5 hardware 3" O.C. No pop rivets allowed. Fuel cells that are mounted and incased properly in 1/8" plate will not require straps.
- C. Safety foams and vent check-valve must be used.
- D. The ground clearance on the fuel cell must be 11" measured with driver in the car.
- E. No fuel lines can be run through driver's compartment.
- F. All cars must have fuel cell protector bar, angle braced. Guard must be 1" lower than fuel cell.
- G. Fuel cell with rubber bladders (spec. FT-3 minimum) recommended. These may be required in the future (track rules).
- H. Racing gas or regular pump gas only is allowed. No alcohol, additives, or nitrous allowed.
- I. No electric fuel pumps allowed.
- J. Inline Fuel Safety Valve Mandatory in 2024. Part # SRI-FPF-FSV or OBERG # SV-0828.

18 BRAKES

- A. All cars must have four wheels; foot operated hydraulic brakes in good working order. All brakes will be checked by the tech inspectors.
- B. A dual or tandem master cylinder is mandatory.
- C. A brake-proportioning valve, adjustable from within the driver's compartment can be used.
- D. Single piston; cast iron, stock calipers only will be allowed.
- E. Steel rear disk brakes allowed.

19 BATTERY

- A. All batteries must be located outside of the driver's compartment and securely fastened. No rubber straps will be allowed to fasten batteries.
- B. A master on/off kill switch is required and must be mounted in center of interior and clearly labeled to allow safety crew access from both sides of car.

20 STEERING

- A. Collapsible steering column with a removable steering wheel is mandatory.

21 TIRES

- A. All cars racing with C.W.S.S.A must use track approved tire.
- B. No system of heating, soaking, sipping, grinding, buffing, or changing the composition and character of the tire will be allowed.
- C. The tire bank program will be the following:
 - 1) 1st night racing at track 6 tires may be added to tire bank.
 - 2) 2nd night racing at track 0 tires may be added to tire bank.
 - 3) 3rd – 7th+ night racing at track ½ tire per raced week
 - 4) You may qualify and race on any combination of tires in your bank.
 - 5) Any tire, new or used, entered into tire bank will be counted as a new tire.
 - 6) Tire bank follows the driver.
 - 7) Flat tires will be handled on a case by case basis, any replacement tires will be based on usage/age on the flat tire
 - 8) New competitors coming in after the first event of the season may only purchase 4 tires to start their tire bank and must start at the rear of each event OR if you only use two new tires on the first night of competition and two used tires with at least 4/32” of wear on them you may start where you qualify.
- D. NOTE: anyone caught carrying tire softener on the premises will be fined \$100.00 and be immediately suspended for two weeks.

22 WEIGHTS

- A. All cars must meet minimum weight of **3000** pounds or greater after qualifying and races, with driver.
- B. All weights must be painted white with the car number displayed on them.
- C. The weight percentage for any car competing in or with the C.W.S.S.A. will be 58% maximum left side weight, 42% minimum right side weight and minimum 51% front weight .
- D. NOTE: VISITING CARS SEE SECTION 27

23 APPEARANCE

- A. Leave area of front fender behind the tire open for sponsor decals. (16 inches behind front wheel opening.)
- B. All cars are required to be neat in appearance, with bodies neatly painted and lettered. Badly damaged areas of the body should be repaired as soon as possible.
- C. Side numbers should be approximately 24"h x 5"w and centered on the doors like NASCAR racecars.
- D. Head and taillight numbers should be approximately 5"h.
- E. Leave top 8 inches of windshield open for C.W.S.S.A. decals.

24 SAFETY

- A. Must follow all track safety rules and requirements in track handbook.

25 SPORTSMANSHIP

- A. The C.W.S.S.A. advises that if a driver goes one or more laps down in any semi-feature or feature event and the driver's car is no longer competitive, said driver should take his/her car to the pit area and let those racing for position continue, "it would be the sporting thing to do". Drivers or crew members acting in a derogatory manner will be subject to a suspension determined by club or track officials.

26 ALCOHOL / DRUGS

- A. Any driver with a detectable amount of alcohol or drugs present will not be allowed on the track. Drivers are Responsible for the actions of their crewmembers.

27 VISITING CARS FROM OTHER TRACKS

- A. All visiting cars MUST declare which track & rule set their car complies with. See Visiting Car Requirements for weight changes. (BELOW SECTION 29)

28 TRANSPONDERS

- A. Transponder will be mounted a minimum of 7 inches behind rear axle tube housing.

29 MISCELLANEOUS

NOTICE: THESE RULES NEED THE TWO LAST PAGES OF DIAGRAMS FOLLOWING THIS PAGE TO BE COMPLETE. ANY DRIVER OR PERSON WANTING A COPY OF THEM CALL ONE OF THE OFFICERS LISTED ON FRONT PAGE. ANY ITEM NOT COVERED BY THESE RULES OR MISSED WILL BE UP TO THE DISCRETION OF THE BOARD OF DIRECTORS AND TECH. PEOPLE OF THE C.W.S.S.A., ALL DECISIONS WILL BE FINAL.

APPROVED SHOCK LIST:

PRO SHOCKS:

- TA7300-TA7910 (steel, rebuildable, without rod ends)
- WB SERIES

AFCO:

- 1270 SERIES (white painted, fixed-bearing)
- 1570 SERIES (blue, steel body)
- 2400 SERIES (steel body)

QA1:

- 50, 51, 5Q SERIES (steel body, rebuildable)
- 70, 7Q SERIES (steel body, rebuildable)

BILSTEIN:

- S7G SERIES

VISITING CAR REQUIREMENTS:

BASE WEIGHT	3000 LBS
SEALED CRATE ENGINE	NO WEIGHT CHANGE
LS-SERIES 5.3L CAST IRON ENGINE W/ FACTORY EXHAUST MANIFOLD	ADD 25LBS
LS-SERIES 5.3L CAST IRON ENGINE W/ HEADERS	ADD 75LBS
7.25" CLUTCH	ADD 75LBS
CARBURETOR ALL EXCEPT: SEALED CRATE ENGINE	LEGAL HOLLEY #4412
CARBURETOR: SEALED CRATE ENGINE (OPTIONAL)	LEGAL HOLLEY #80541
**Transponders must be mounted a minimum of 7 inches behind rear axle tube housing.	

Please note: To ensure a level playing field and maintain simplicity, ALL "Non-C.W.S.S.A. Legal" cars participating in competition are required to comply with the same regulations as those for your regular weekly race track or series, with the exception of the weight adjustments outlined above. This will be verified post-race with driver in the car and includes but is not limited to, total weight, body specifications, suspension, and ride height requirements.

**Applies to all cars competing.

MID -AMERICAN CONSTRUCTION GUIDELINES

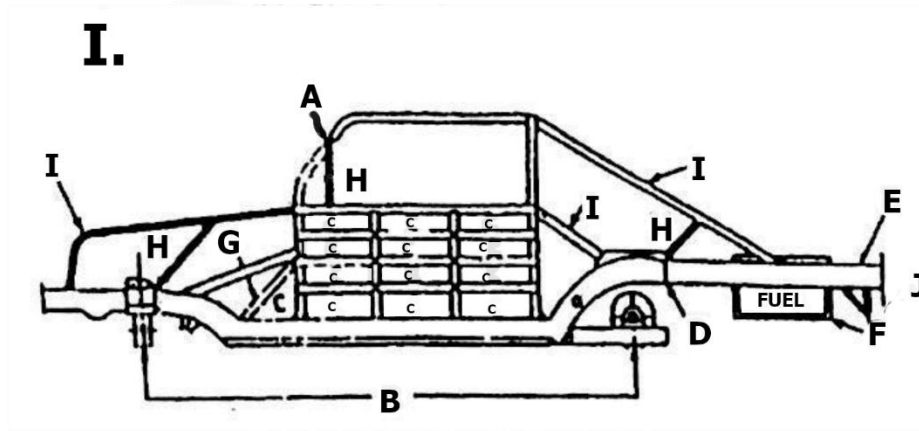


FIGURE I.

- A. WING WINDOW BARS (MANDATORY)
- B. WHEEL BASE (108" MINIMUM)
- C. MANDATORY SAFETY PLATING (1/8" STEEL MINIMUM)
- D. STOCK FRAME THIS POINT FORWARD, EXCLUDING SPRING BUCKETS
- E. REAR FRAME TRAIN SECTION (2" X 3" X 0.095" WALL STEEL TUBING)
- F. FUEL CELL CAN MANDATORY (MATERIAL 20GA STEEL)
- G. FOOT AREA PROTECTION BAR (MANDATORY)
- H. DARK SHADED BARS MAY BE 0.065" 1 1/2" OR HEAVIER
- I. ALL CAGES MUST HAVE THESE FRONT & REAR SUPPORT HOOPS/BARS
- J. BRACED 0.065" FUEL CELL GUARD

II.

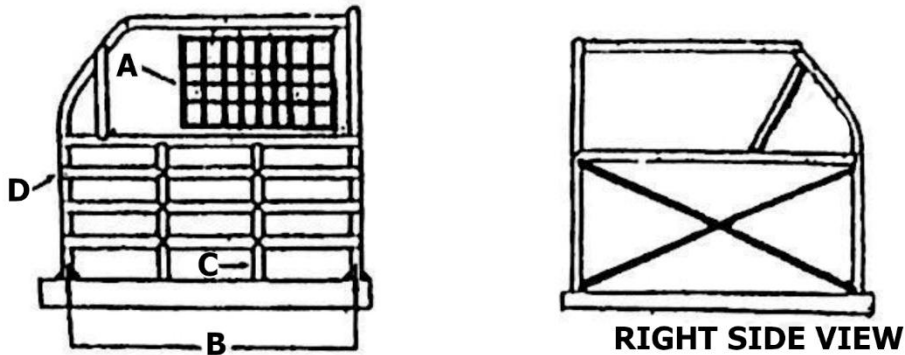


FIGURE II. (DRIVERS / SIDE DOOR)

- A. APPROVED RACING WINDOW-NET (MANDATORY)
 - B. RECOMMENDED DOOR/BAR LENGTH 44" MANDATORY
 - C. TWO DOOR/BAR UP-RIGHTS BETWEEN EACH DOOR/BAR (MANDATORY)
 - D. FOUR DOOR/BARS EVENLY SPACED ON DRIVERS/SIDE (MANDATORY)
- NOTE: ALL DRIVERS SIDE DOOR/BAR MATERIAL (MIN 1 3/4" X 0.095")

III.

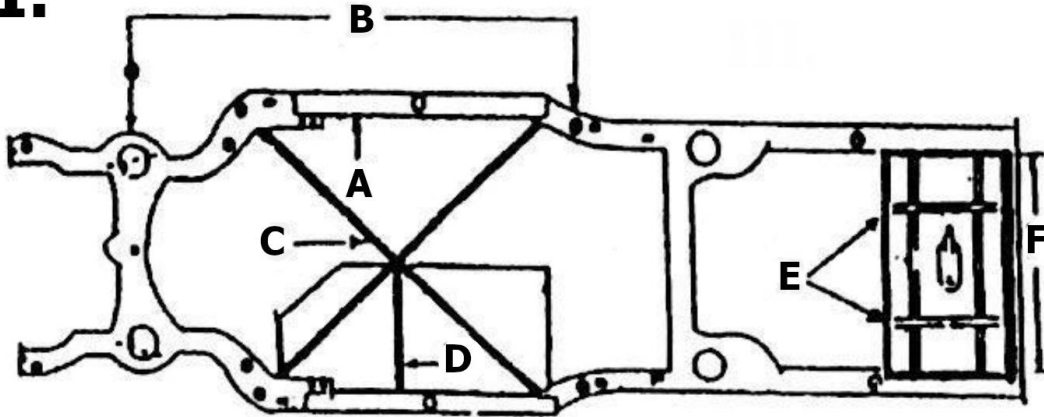
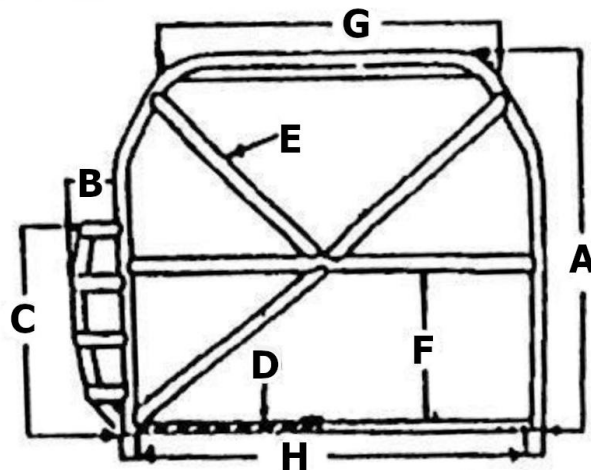


FIGURE III.

- A. FRAME PLATING MATERIAL (4" X 1/8") FLAT STEEL STRIP
 - B. ROLLCAGE MAIN/HOOP SET BACK 82 1/2" MEASURED FROM CENTER OF LOWER BALL/JOINT TO BACK OF MAIN/HOOP TUBING
 - C. MANDATORY X/BRACE (CHOOSE 1 NO MIXING OF MATERIALS)
 - D. DRIVERS COMPARTMENT SAFETY/BAR (SAME MATERIAL AS X/BRACE)
 - E. FUEL/CELL SAFETY STRAPS (MIN. 4) 1" X 1/8" STRAP STEEL
 - F. TAIL SECTION REPLACEMENT SAME DIMENSIONS AT STOCK FRAME
- NOTE: X-BRACE MUST TIE INTO ORIGINAL FRAME, NOT FRAME PLATING

IV.



MID AMERICAN CONSTRUCTION GUIDE-LINES
(REAR VIEW)

FIGURE IV.

- A. MAIN HOOP (VERTICAL TO FRAME) 39" HIGH FROM TOP OF FRAME
- B. DOOR/BARS SHOULD BE FLUSH TO DOOR PANEL (WITH THE BODY CENTERED & MOUNTED IN STOCK LOCATION ON THE FRAME)
- C. DOOR/BAR HEIGHT -(MIN. 20" HIGH FROM TOP OF FRAME)
- D. FLOOR PAN (MIN. 20" WIDE IN DRIVERS SEAT AREA)
- E. EXTRA MAIN HOOP/HEAD REST BAR (OPTIONAL) RECOMMENDED
- F. CROSS/BAR RECOMMENDED HEIGHT 20" (FOR SHOULDER HARNESS)
- G. ROOF/HOOP TO FIT ROOF SIDE TO SIDE (MIN. LENGTH 34")
- H. ROLL CAGE WIDTH (SAME AS STOCK FRAME WIDTH)
- I. BRACED 0.065" FUEL CELL GUARD